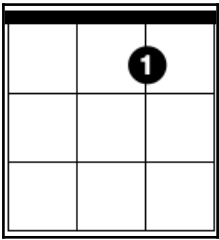


# Chord Box Battleship!!!

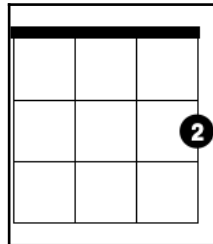
## Ukulele Edition

### Round 1: Single Notes

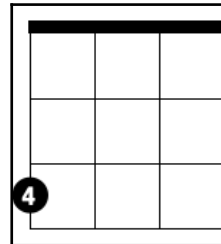
Follow the instructions below each box to play each note



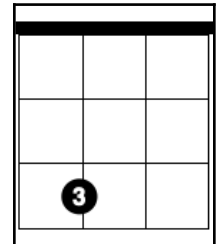
FIRST FINGER  
FIRST FRET  
SECOND STRING



SECOND FINGER  
SECOND FRET  
FIRST STRING



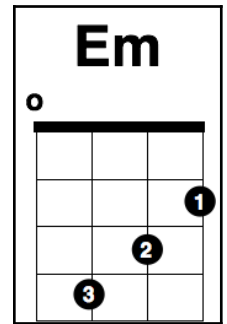
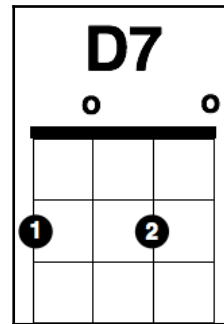
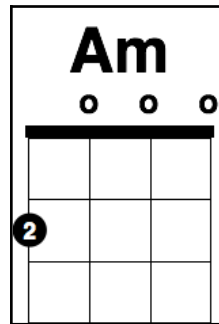
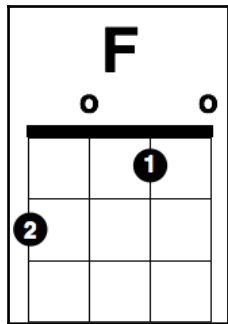
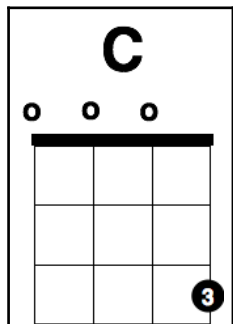
FOURTH FINGER  
THIRD FRET  
FOURTH STRING



THIRD FINGER  
THIRD FRET  
THIRD STRING

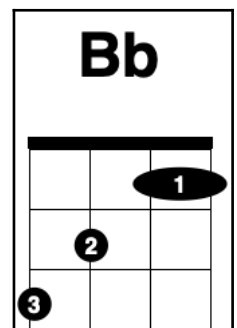
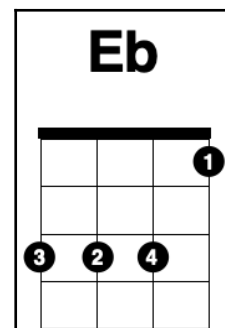
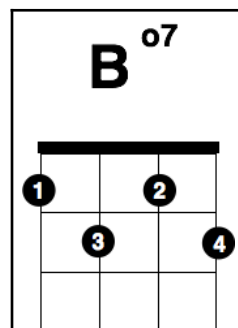
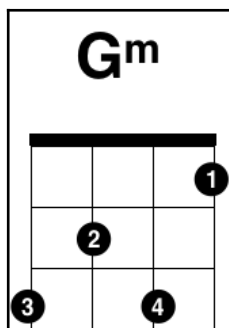
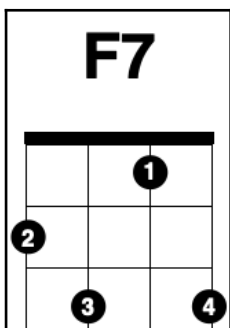
### Round 2: Easy Chords

Fret the notes indicated and strum all 4 strings to play chords



### Round 3: Advanced Chords

These chords use all four fingers (mostly). Check each string individually. Good Luck!!!



### Pro Tips:

Make sure the tips of your fingers are pressing only where indicated (except for the Bb)